



FLOORING



FORMICA® FLOORING not only works, it impresses. It has the depth and beauty of a natural wood appearance, but is tougher than most solid timber floors. This means it can be used in many commercial or residential settings because it's extremely resistant to wear, scratches and stains. It boasts unrivalled strength thanks to the unique Forma-Lock™ locking system, and is incredibly easy to install and maintain. Formica Flooring is also available in a range of stylish colours and finishes, including Laminate and Supergloss™, to help you create the look you're after with minimal effort. So whether it's for work or play, laying the right foundations is easy with Formica Flooring.

BUILT-IN BENEFITS

GREATER STYLE AND CHOICE

Formica Flooring boasts the warmth, character and richness of traditional timber flooring. You can choose from a range of contemporary colours, grain patterns and finishes. Depending on your needs, you can also select from two different ranges - Laminate in 8mm or 12mm, and Supergloss finish in 8mm. The 12mm option is thicker than most other laminate flooring products available in Australia. That's because it is 10mm HDF laminate with a 2mm pre-adhered sound suppressing underlay for minimal foot noise.

OUTSTANDING DURABILITY

Formica Flooring is tougher than most solid timber floors. It's extremely resistant to wear, scratching and staining. It's also easy to clean and maintain. A microfibre mop or appropriate laminate floor cleaner is all you need to remove stains, dust and mites.

QUALITY GUARANTEED

We believe in creating premium products that look good and last. That's why Formica Flooring is backed by a 7 year limited warranty for commercial use (8mm and 12mm only) and 30 years in residential environments.

FLOORING RANGE	THICKNESS	RESIDENTIAL LIMITED WARRANTY	COMMERCIAL LIMITED WARRANTY
Laminate flooring	12mm	30 years	7 years
Laminate flooring	8mm	30 years	7 years
Supergloss flooring	8mm	30 years	7 years

EASY INSTALLATION

Impressively easy, you won't need messy glues or nails to install Formica Flooring. It goes straight down in manageable planks over most hard surfaces. Thanks to a proven Forma-Lock™ locking system. Formica Flooring gives you one of the strongest joints of any laminate flooring system available. Once panels are joined they stay joined. Importantly, you can walk on them immediately after installation. This means that your new floor is ready to use immediately.



BETTER FOR YOU AND THE ENVIRONMENT

Formica Flooring is manufactured exclusively from timber that's been sourced from sustainably managed European plantations. A significant proportion of pre-consumer recycled fibre (60%) and reclaimed wood waste (30%) is used. The wood fibres are also bonded under high pressure and temperature using biologically degradable and low emission resins.

Formica Flooring is chlorine and PVC free and does not contain any wood preservatives or harmful solvents. For you, this means it has little impact on indoor air quality.

When building commercial spaces, Formica Laminate flooring may contribute to Green Star credits for:

- IEQ-11: Volatile Organic Compounds
- IEQ-12: Formaldehyde Minimisation, and
- MAT-2: Flooring Materials.



EASY TO INSTALL

Formica Flooring is easy to install yourself. If you do decide to use a tradesperson to help with installation, the choices that matter are still in your hands. The next few pages contain a step-by-step guide for choosing the right thickness, colour, quantity, accessories, trims and tools.

A GOOD FIT

The Forma-Lock™ locking system provides extremely high joint strength. In fact it has a tensile strength of 800kg per lineal metre. This means areas as large as 80m² can be installed without a central expansion joint. Formica Flooring requires a perimeter expansion of 1.5mm per lineal metre on all edges, with a minimum of 10mm required at all times. You'll also have less unsightly trip hazards, with a recommended perimeter expansion gap of 1.5mm per lineal metre of run, with a 10mm expansion gap being the absolute minimum.

FOUR SIMPLE STEPS TO YOUR NEW FLOOR

- 1** Choose the colour tone and pattern from our extensive range of flooring options. For high traffic and commercial areas we recommend 12mm Formica Flooring for sound reduction.
- 2** Use our Flooring Room Calculator (refer page 23) to work out exactly how many packs you'll need. Formica Flooring comes in packs ranging 15-17kg, so it's easy to manage.
- 3** Work out the trims or accessories you require with our Accessories Calculator (or have your tradesperson do that).
- 4** Take it all away and start making your home a more beautiful place to live!

FLOORING WITH DEPTH



Formica Flooring comes in two different thicknesses, 8mm and 12mm, there's a product to suit all your needs.

SELECTION GUIDE

	LAMINATE FLOORING		SUPERGLOSS FLOORING
FLOOR THICKNESS	12mm Premium Plank	8mm Standard Plank	8mm Premium Plank
Product Thickness	Suitable for large residential and medium commercial floor areas Hospitality, retail and interior public spaces Heavy residential and general commercial traffic	Suitable for large residential and medium commercial floor areas Heavy residential and general commercial traffic	Suitable for large residential and medium commercial floor areas Heavy residential and general commercial traffic
Product Features	High strength locking system Premium grade quality and appearance Silent underlay attached to plank for superior sound insulation Natural touch surface structure, available in Structured Vintage and Structured Fabulous finishes	High strength locking profile Thicker substrate for reduced foot noise Durable surface overlay for high traffic areas Available in Authentic Touch and Fine Pore finishes	High strength locking profile Durable surface overlay for high traffic areas Thicker substrate for reduced foot noise Australian woodgrain colours with greater pattern variation Available in a polished, high gloss finish offering a deep lustrous look
Residential Limited Warranty	30 years	30 years	30 years
Commercial Limited Warranty	7 years	7 years	7 years

NOTE Formica Flooring is not recommended for use in bathrooms, laundries and toilets. It is also not recommended for installation on sub-floors with underfloor heating. Please obtain a copy of the Formica Flooring limited warranty from formica.com.au or from an approved supplier.

SPECIFICATIONS

	LAMINATE FLOORING		SUPERGLOSS FLOORING
FLOOR THICKNESS	12mm Premium Plank	8mm Standard Plank	8mm Premium Plank
Product Class	32	32	32
Size Per Plank	1383 x 159 x 12mm	1380 x 193 x 8mm	1383 x 159 x 8mm
Planks Per Pack	8	9	10
m² Per Pack	1.76m ²	2.40m ²	2.20m ²
Weight Per Pack (approximate)	15.8kg	16.2kg	15.1kg





FORMICA® LAMINATE FLOORING harnesses the richness and character of natural timber. There's a wide range of fetching finishes including Fine Pore, Authentic Touch, Structured Vintage and Structured Fabulous. With a choice of 8mm and 12mm floor thickness, it's perfect for residential and commercial use. Its on-trend colours combined with its durability will add charm that endures.

LOOKING BENEATH THE SURFACE

There's more to Formica Laminate flooring than meets the eye. In fact, a lot of thinking has gone in to every plank to provide a floor surface that's not only naturally beautiful, but also highly durable.

- 1 DURABLE OVERLAY** This unique resin-coated layer ensures a tough surface finish.
- 2 TEXTURED FINISH** Your floors will feel more like timber too.
- 3 DECOR PAPER** The resin-coated paper adds a deep, rich colour and authentic timber look.
- 4 CORE SUBSTRATE** The commercial grade products (8mm and 12mm) feature the added benefit of a highly moisture resistant low swelling HDF substrate.
- 5 BACKING** Our special kraft paper helps keep the panel flat.
- 6 SILENT UNDERLAY** This provides noise reduction and enhanced stability (available on 12mm product only).



12MM LAMINATE FLOORING RANGE

12MM RANGE (PREMIUM PLANK WIDTH)

The 12mm range is the ultimate in strength and durability, suitable for large residential and general commercial floor areas. All 12mm options include pre-adhered silent underlay for superior sound insulation.



Whitewashed Oak

SV



Blackbutt

SF



Modena Oak

SV



Smoked Oak

SF

SV Structured Vintage SF Structured Fabulous



Dijon Oak



Formica 12mm Laminate flooring in Dijon Oak.

8MM LAMINATE FLOORING RANGE

8MM RANGE (STANDARD PLANK WIDTH)

The 8mm range is suitable for large residential and general commercial floor areas not exposed to extra heavy duty commercial applications.



Southern Ash

FP AU



Redgum

FP AU



Golden Wattle

FP AU



Blackwood

FP AU



Western Jarrah

FP AU



Ironbark

FP AU



Formica 8mm Laminate flooring in Ironbark.

8MM LAMINATE FLOORING RANGE



Lucé AT

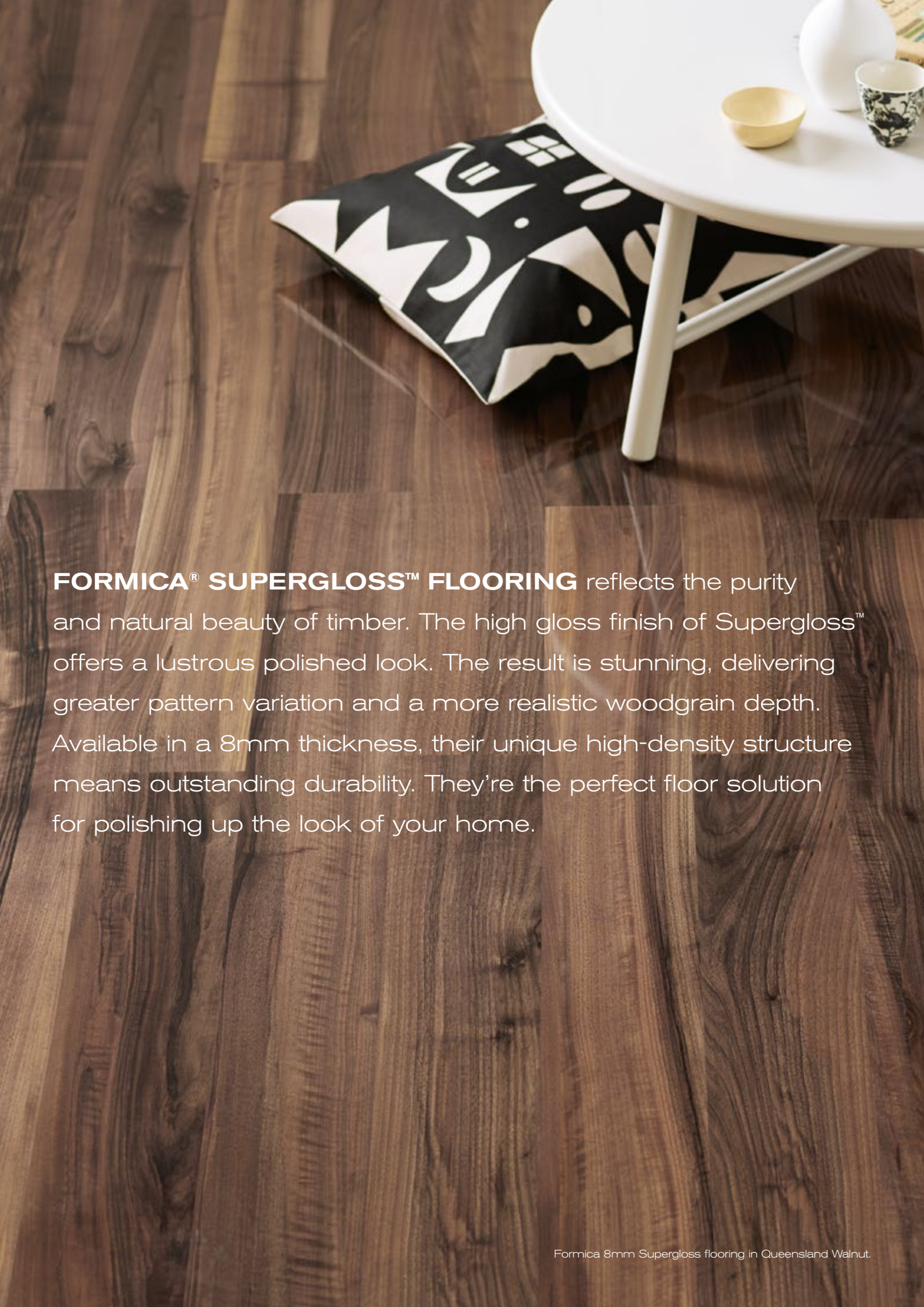


Sorrento Oak WB
NEW




Elysee AT

AT Authentic Touch **WB** Wire Brush




FORMICA® SUPERGLOSS™ FLOORING reflects the purity and natural beauty of timber. The high gloss finish of Supergloss™ offers a lustrous polished look. The result is stunning, delivering greater pattern variation and a more realistic woodgrain depth. Available in a 8mm thickness, their unique high-density structure means outstanding durability. They're the perfect floor solution for polishing up the look of your home.



MORE THAN MEETS THE EYE

Formica Supergloss flooring has plenty of depth, offering layers of resilience and enduring shine.

- 1 MULTI-LAYER UV COATING** This unique resin-coated layer ensures a tough surface finish.
- 2 GLOSS FINISH** Supergloss finish offers a stunning polished look.
- 3 DIGITAL PRINTED SURFACE** This provides greater pattern variation and more realistic woodgrain depth.
- 4 CORE SUBSTRATE** Our 8mm flooring offers a specially developed, commercial grade, high-density fibreboard substrate with the added benefit of a highly moisture resistant Aquastop 6 HDF substrate.
- 5 UV COATING**



8MM SUPERGLOSS FLOORING RANGE

8MM RANGE (PREMIUM PLANK WIDTH)

The 8mm range is suitable for residential and general commercial floor areas requiring a rich high gloss finish.



Tasmanian Blackwood



Spotted Gum



Queensland Walnut







FAQ

QUESTION What technique is used to install Formica Flooring?

ANSWER Formica Flooring is installed 'floating'. This means the panels are not glued, nailed or fixed by any other means to the sub-floor. Each panel connects with the next using the mechanical bond created by the profiled edges.

QUESTION In which direction should Formica Flooring panels be laid?

ANSWER When deciding on which direction the panels should be laid, make sure you consider both the light sources and the main line of sight. Panels should always be laid lengthways to the main line of vision and the main source of light. For rooms without a rectangular floor surface, the direction in which the panels are laid should be carefully planned. It's best to make allowances for furniture placement so that the overall optical impression presented by the room is not impaired.

QUESTION How large an area can I cover with Formica Flooring?

ANSWER Up to 80m² (in 8mm and 12mm options) without an expansion joint in the body of the floor. A perimeter expansion gap of 1.5mm per lineal metre is required, with a 10mm expansion gap being the absolute minimum.

QUESTION What types of sub-floors require the fitting of a moisture barrier?

ANSWER All sub-floors require a moisture barrier, plus underlay. (Second storey timber joist floors may not require the moisture barrier. Contact technical advice on 1800 785 775 for more information.)

QUESTION Can Formica Flooring be installed over ceramic tiles, direct stick high-density carpet, direct stick vinyl, terracotta, slate, cork and other floor coverings?

ANSWER Yes. In most cases Formica Flooring can be laid over existing floor coverings as long as they are flat and dry.

QUESTION What accessories are available?

ANSWER Superfoil underlay is available and scotias are available for the Australiana Collection only. A suitable sealant product is designed to increase moisture resistance and add strength to joints in high traffic environments like pubs, clubs, bars and food serving areas, so we recommend its use in such applications. Trims, silicones, cleaners and care products are available from flooring retailers and larger hardware outlets.

More questions about maintenance, care and installation? Please refer to our Installation Care and Maintenance brochure or our Installation Accessories Guide. You can also phone our free technical advice line on 1800 785 775.

FLOORING AND ACCESSORIES CALCULATOR CHART

FORMICA FLOORING ROOM CALCULATOR

ROOM NAME	LENGTH	WIDTH	m ² (LxW)
Room 1			
Room 2			
Room 3			
Total of each column =	A	B	C
Add 5% extra for wastage to part C figure	D = C + 5%		D
LAMINATE FLOORING 8mm = 2.40m ² , 9 planks per pack 12mm = 1.76m, 8 planks per pack SUPERGLOSS FLOORING 8mm = 2.20m ² , 10 planks per pack			

ACCESSORIES CALCULATOR

PRODUCT	E (Room calculator)	F (Pack qty)	G (Amount needed)
Formica Flooring Underlay (Laid on top of the sub-floor underneath Formica Flooring for moisture protection and sound insulation.)	Total part D	10m ² or 30m ² per roll (i.e. + by 10 or 30)	No. of rolls
	= (2 x A) + (2 x B)	Scotia beading comes in 2.6m lengths (i.e. + by 2.6)	No. of lengths
Multifloor Trim (Used as threshold between doorways. When dividing the floor into sections. Available in 1800mm.)	No. of doorways	900mm for each doorway	No. of trims
	Room specific	500ml bottle = 50 linear metres (5 packs)	No. of bottles/tubes



INFORMATION Visit formica.com.au for colour and design tips, technical information, care, maintenance and more.

ENQUIRIES Call 132 136.

SAMPLES Visit formica.com.au or call 1800 002 204.

RESIDENTIAL WARRANTY 30 year limited warranty.

COMMERCIAL WARRANTY 7 year limited warranty.



For more inspiration join us on facebook.com/thelaminexgroupau

Formica stockist

formica.com.au

Formica Flooring is marketed and distributed by Laminex Group Pty Limited ABN 98 004 093 092, trading as Laminex. In some cases, Laminex uses computer generated imagery (CGI) to provide graphical representations of our products where actual photos are not available. The colours and finishes of the products featured within all Formica imagery are as close to the Formica range as CGI, photographic lighting and our printing processes allow. Different camera angles, although not designed to be misleading, can sometimes distort actual size and distances. Formica Flooring is no different than any other material in that darker colours will always show scratches and superficial wear and tear more readily than lighter colours. Formica Flooring should be protected from strong, direct sunlight as continuous exposure may cause discolouration or fading to the surface. Please obtain a copy of the terms and conditions of Formica Flooring 30 year residential limited warranty and the 7 year commercial limited warranty from formica.com.au. This warranty is in addition to any rights that may exist under the Australian Consumer Law. **Formica[®], Supergloss[™]**